



Trusted by Professionals Since 1989



# EGF 108 Flap Gate

## Introduction

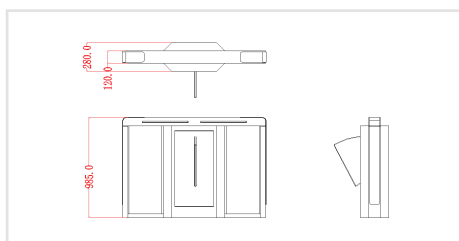
The retractable flap barrier controls pedestrian access between public and secure areas. Swing gate lane adopts an array of optical sensors to determine the number and direction of persons passing through the lane.

Flap Barrier system provides with a standard electric interface and can easily integrate common 3rd party equipment with read facilities.

As a result, an orderly and civilized passage is provided for the personnel in and out, and illegal personnel can be barred. At the same time, a special fire control interface is equipped in the system to meet the requirement of fire control passage, so that retractable wing to reach inside may be realized in emergency for.



## Functions & Features

1. Operation model: Both directions can be set as controlled mode or free mode, two or one direction can be controlled by switch-button or access controller.
2. With normally open & normally closed working mode.
3. Automatic check fault and alarm prompt function: to convenient for users to maintain.
4. The running status of device can be set up through pressing the built-in small keyboard of the main control board.
5. The device is locked until a valid open signal is received.
6. Infrared detection sensors: The device uses several infrared sensors transmitter and receiver type. The sensors are positioned at two different heights to defend against people trying to roll/crawl through the lane without being detected. The sensors are positioned at approximately knee height and waist height. The sensors can detect abnormal access and turnstile system will stay locked.
7. Anti-pinch function: Auto-alarm will activate for unauthorized pedestrian movement and tailgating. The barrier uses several photo sensors to prevent turnstile closure on a person while inside the lane.
8. Reset automatically function: ① the gates can locked automatically when it be forcibly pushed 10 degrees. ② "Go" signal will be cancelled if passage through is not completed within pre-set time. The standard default is 10 seconds (time adjustable 1s ~ 60s, by changing parameter of main control board).
9. Emergency-escape function: When power off, it will be opened the gates automatically to meet the request of fire protection. Also the gates will open by pressing the emergency button which can be remote-controlled whether the power is on or not. (Optional).
10. LED indicator function: Traffic lights on both sides of the turnstile barrier are the indicator of access status, When the traffic lights show green, it means to pass and the red light means no-entry. The traffic lights on both sides can be set to indicate access for left or right or bi-direction.
11. ADA compliant passageway widths at 900mm available (handicapped lane without anti tailgating detection).
12. Remote control and management function: Through the management computer to realize remote



Dimensional Drawings

## Technical data

Model/ item	EGF 108	EGF 108S
Unit classification	Single mechanism  Swing barrier only equipped with single in the cabinet	Double mechanism  Swing barrier only equipped with double in the cabinet
Housing material	SUS 304 stainless steel	
Housing Dimensions	L1410*W120*H985MM	
Barriers material	304 stainless steel	
Barriers width	250MM	
Passageway width	550	
Orientation	Single or Bi-Directional	
Drive	Motorized	
Voltage	AC220V±10%, 50Hz±10%	
Logic Voltage	24VDC	
Motor	Servo motor+ARM control	
Infrared sensors	10 pair/lane	
Opening/closing time	1.0 seconds	
The time required to running state after power on	3.0 seconds	
Auto-reset time after failure	10.0 seconds	
Input port	Relay dry contact signal, pulse or level signal	
MTBF	10 millions	
Communications port	RS232 electric standard, communications range: ≤1200m	
Flow Rates	30~35 persons/min	
Relative humidity	5% ~ 90% not condensed	
Working Environment	Indoor or outdoor(With shelter)	
Temperature range	from -10 °C to 50°C	



For more information: Check out the website at [www.elid.com](http://www.elid.com), or contact our dealers. ELID has a policy of continuous research and development, and reserves the right to change specifications without notice.

[www.elid.com](http://www.elid.com)